

## Primary 3

## Plan 1

1. *Topic: Colors* -

Duration 2 lessons

2. *Learning Outcomes*

- Children to be able to name the colors.

3. *Lao Language: Here or attached*

<u>Vocabulary</u>	<u>Structure</u>	<u>Other</u>
See attached		

4. *Activities (what to do)*

- Read through each color, then color the boxes beside the words with the correct colors.
- Divide children into 2 groups: group A reads in English, group B reads in Lao, then swap group.
- Pronounce difficult words.
- Ask students to find examples of colours in the classroom.
- Give exercise sheet to color the pictures.

5. *Resources/ Materials (see attached)*

- Flash cards and exercise sheet.

6. *Methods of Assessment of Student Achievement of Learning Outcomes*

(see attached)

- Lao colors used in maths lesson on fractions.  
eg color  $\frac{1}{2}$  the square see-som.

# Lao lesson 1

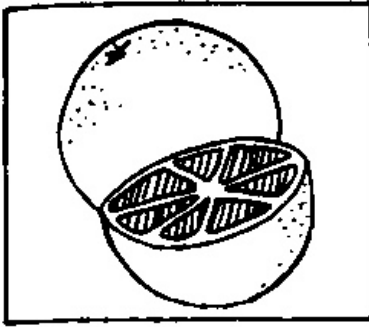
<u>English</u>	<u>Lao</u>
orange	see som
blue	see fa
black	see dam
white	see kao
green	see keow
pink	see bua
brown	see nam tan
red	see dang
purple	see muang
yellow	see leuang

# 1. Colors


Name \_\_\_\_\_

Date \_\_\_\_\_


Teacher \_\_\_\_\_



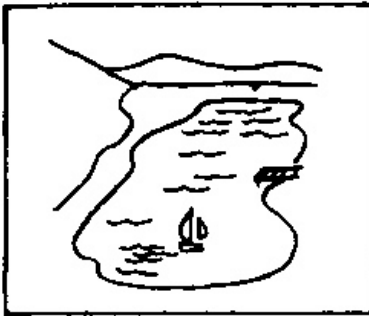
Color the orange see som




Color the apple see deng




Color the elephant see bya




Color the lake see fa




Color the sun see leuang




Color the rabbit see kao




Color the nut see nam tan




Color the leaf see keow



Color the grapes see muang



Color the cat see dam

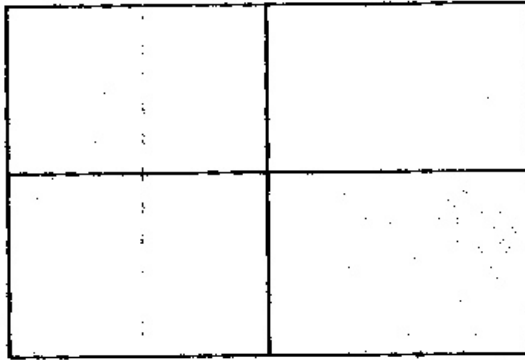


Draw The Pictures and Color them  
See Fa, See leuang, See Som

NAME \_\_\_\_\_

Follow the instructions to colour in the shapes.

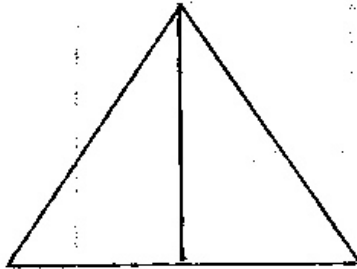
1.



1. Colour  $\frac{1}{4}$  of the square  
see fa

2. Colour  $\frac{2}{4}$  of the square  
see leuang.

2.



1. Colour  $\frac{1}{2}$  of the triangle  
see deng.

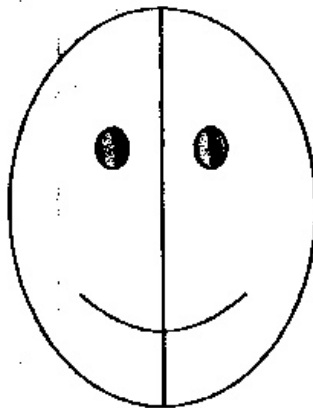
3.



1. Colour  $\frac{1}{3}$  of the  
rectangle see keow.

2. Colour  $\frac{2}{3}$  of the  
rectangle see som.

4.



1. Colour  $\frac{1}{2}$  the smiley face see  
muang.

2. Colour  $\frac{1}{2}$  the smiley face see  
bua.

# Flash cards

