

1. Topic: Classroom Objects 1

Duration 4 lessons

2. Learning Outcomes

- Children will be able to name objects in the classroom.

3. Lao Language: Here or attached

<u>Vocabulary</u>	<u>Structure</u>	<u>Other</u>
See attached		

4. Activities (what to do)

- Read through Vocabulary.
- Break into 2 groups: group A reads in Lao, group B reads in English. Swap roles.
- Practice pronunciation of difficult words.
- Read out object in Lao, select a child to go and find that in the class e.g. saw-see (colored pencil)
- Flash cards placed on the floor, face down, children selected to turn one over, go and get example of that from class.
- Worksheet cut and match words and pictures.


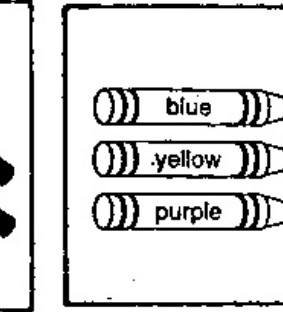

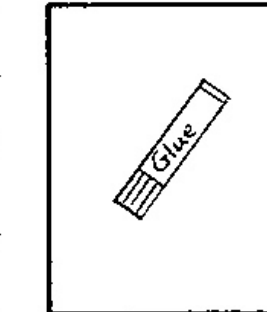

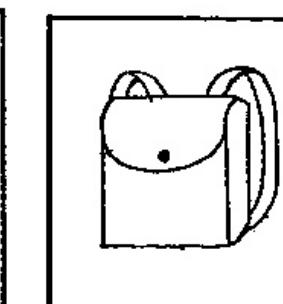
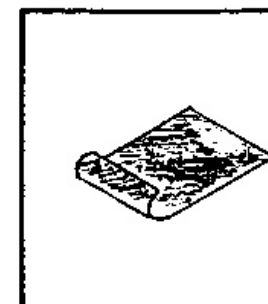
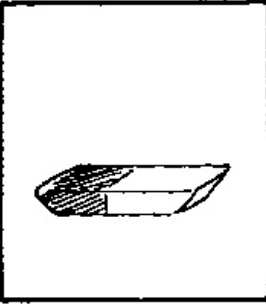
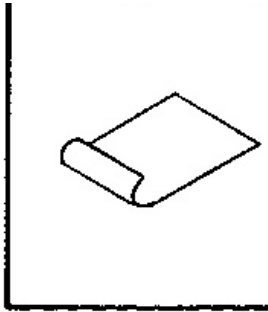
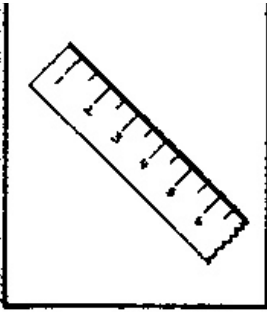
5. Resources/ Materials (see attached)

- Worksheet, flash cards, vocabulary sheet.

6. Methods of Assessment of Student Achievement of Learning Outcomes

(see attached)

- At completion of series of lessons, children are given worksheet and vocabulary to cut and match.



Things in our classroom 1

English	Lao
book	peum
note book	peum-kien
rubber	yang-leub
ruler	mban-tat
glue	gao
pen	bic
colored pen	bic-see
pencil	sor
colored pencil	sor-see
crayon	see-thien
paper	chia
colored paper	chia-see
bag	gka-bpao

peum-kien	chia	see-thien	yang-leub
peum			
mai-ban-tat	bic	bic-see	sor see
chia-see	gao	sor	gka-bpao

peum-kien	chia	see-thien	yang-leub
peum			
mai-ban-tat	bic	bic-see	sor see
chia-see	gao	sor	gka-bpao

peum-kien	chia	see-thien	yang-leub
peum			
mai-ban-tat	bic	bic-see	sor see
chia-see	gao	sor	gka-bpao

peum-kien	chia	see-thien	yang-leub
peum			
mai-ban-tat	bic	bic-see	sor see
chia-see	gao	sor	gka-bpao

Classroom Object 1

puem

sor see

bic see

bic

Mai ban
tat

gka bpao

sor

chia see

bic see

yang leup

see thien

chia

Peum kien

sor see

gao